

Turnover for Veterinary activities in Sweden

Barbro von Hofsten
barbro.vonhofsten@scb.se





Outline of presentation

- Part 1: Definition of service being collected
- Part 2: History and market conditions
- Part 3: Turnover data method



Part 1: Definition of service being collected



Part 1: Definition of service

- NACE 75 Veterinary activities belongs to section M Professional, scientific and technical activities
- No further breakdown on group or class level
- On product level CPA 2008 and the Swedish SPIN 2007 has a breakdown on three different product groups



Classification of products for veterinary services

Name	SPIN 2007	CPA 2008	CPC version 2	SBS-variable
Veterinary services for pet animals	75.000.01	75.00.11	83.590	v2515
Veterinary services for livestock	75.000.02	75.00.12	83.520	v2519
Other veterinary services	75.000.03	75.00.19	83.590	v2519



Part 2: History and market conditions




History of veterinary activities

- First education in 1762 in Lyon, Claude Bourgelat
- Military or civil?



History of veterinary activities in Sweden

- 1750 the first Swedish veterinarian
- 1775 first veterinary education



History of veterinary activities in Sweden

- 1800s first publicly hired veterinarians
- “The typical vet”: upper class man with kids and servants
- 1921 more academic education, first female vet graduated



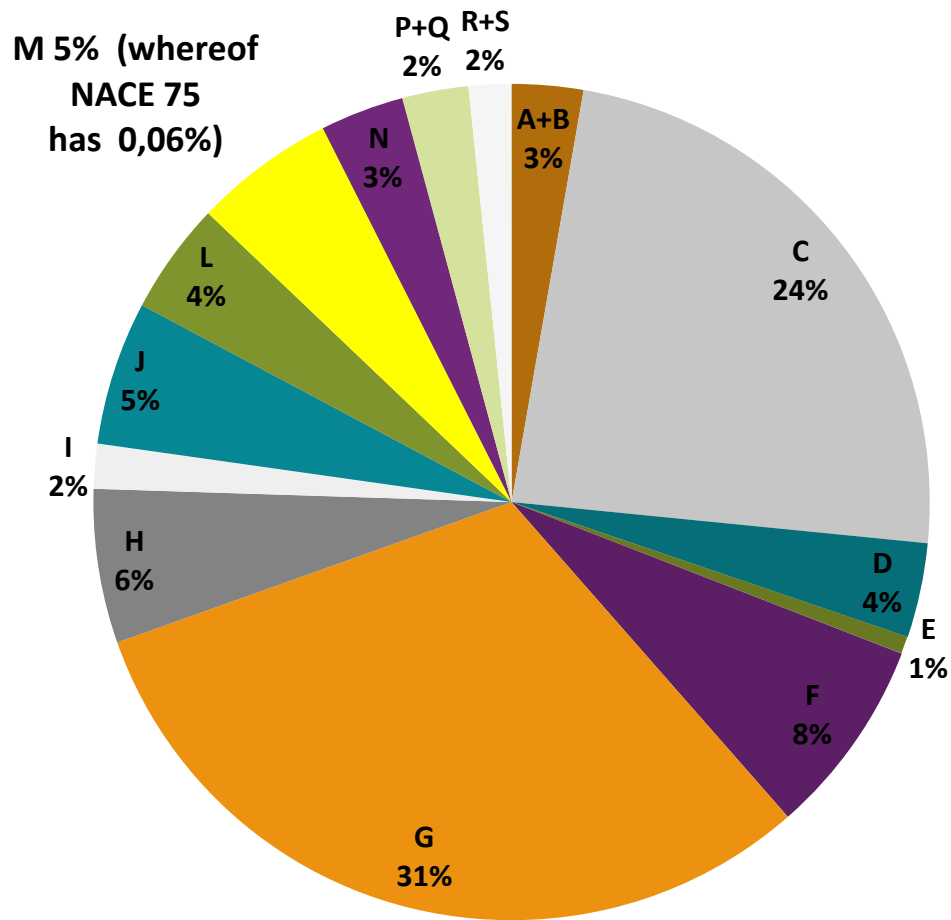
History of veterinary activities in Sweden

- From 330 vets in 1899 to 1 650 vets in 2013
- More women than men in the profession today
- From horses and cows to dogs and cats

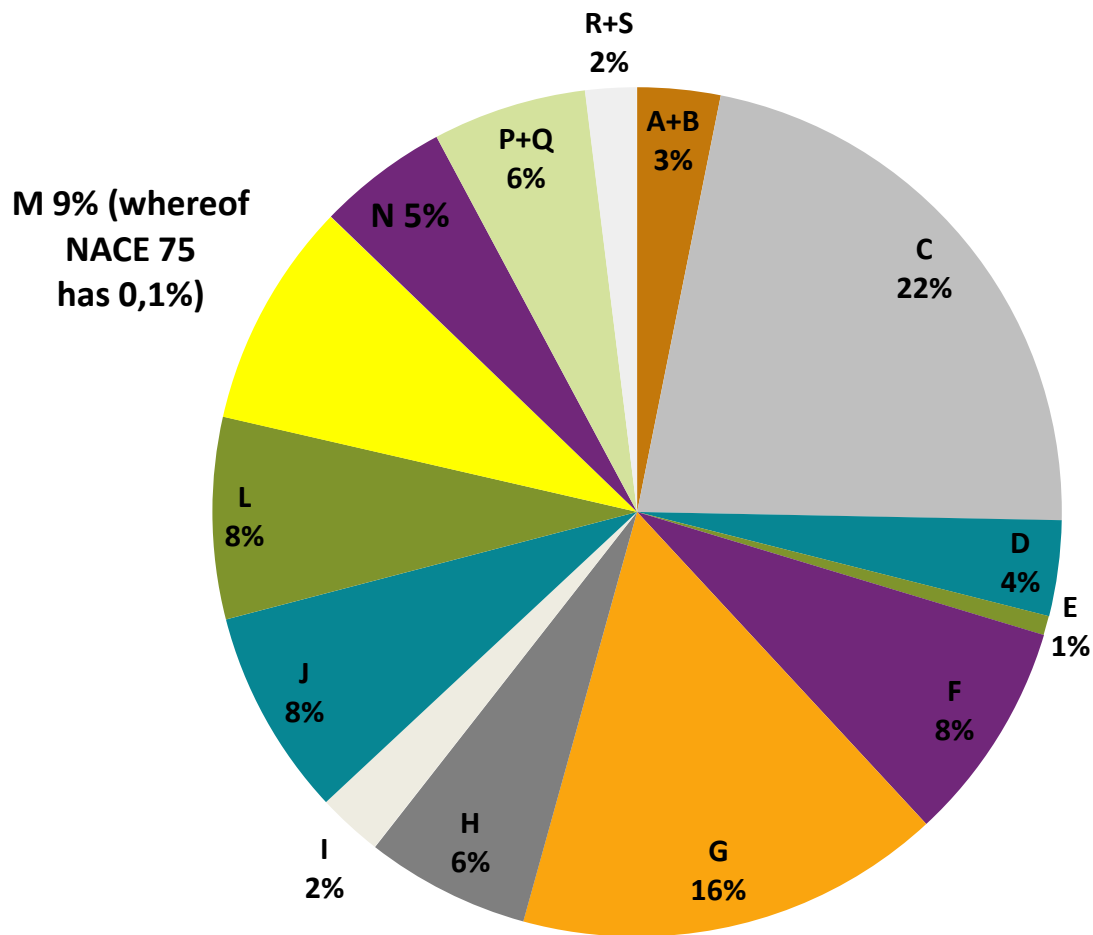




Net turnover by section in SBS



Value added by section in SBS



Veterinary activities in SBS 2013

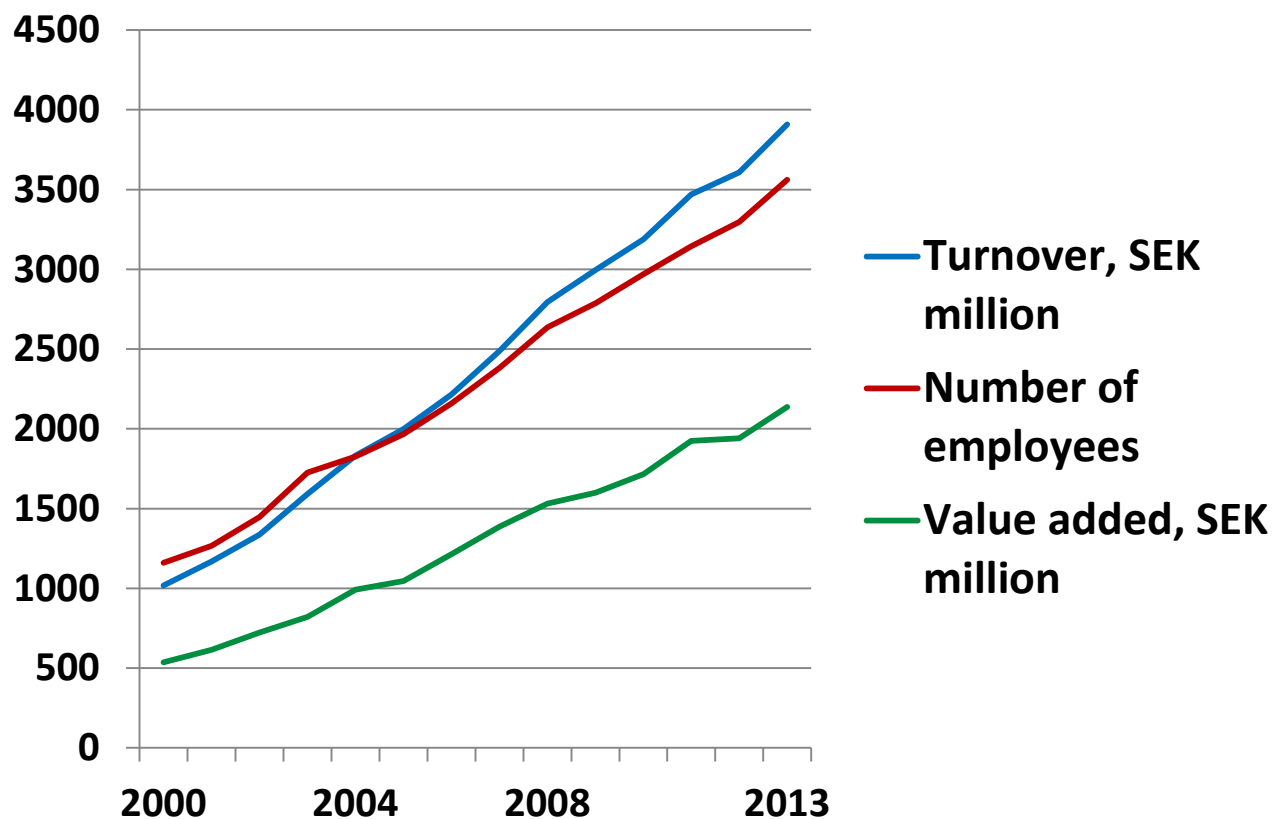
- 1 300 enterprises
- 3 600 employees
- Turnover 450 million EUR
- Value added 250 million EUR
- One large enterprise group and many small enterprises



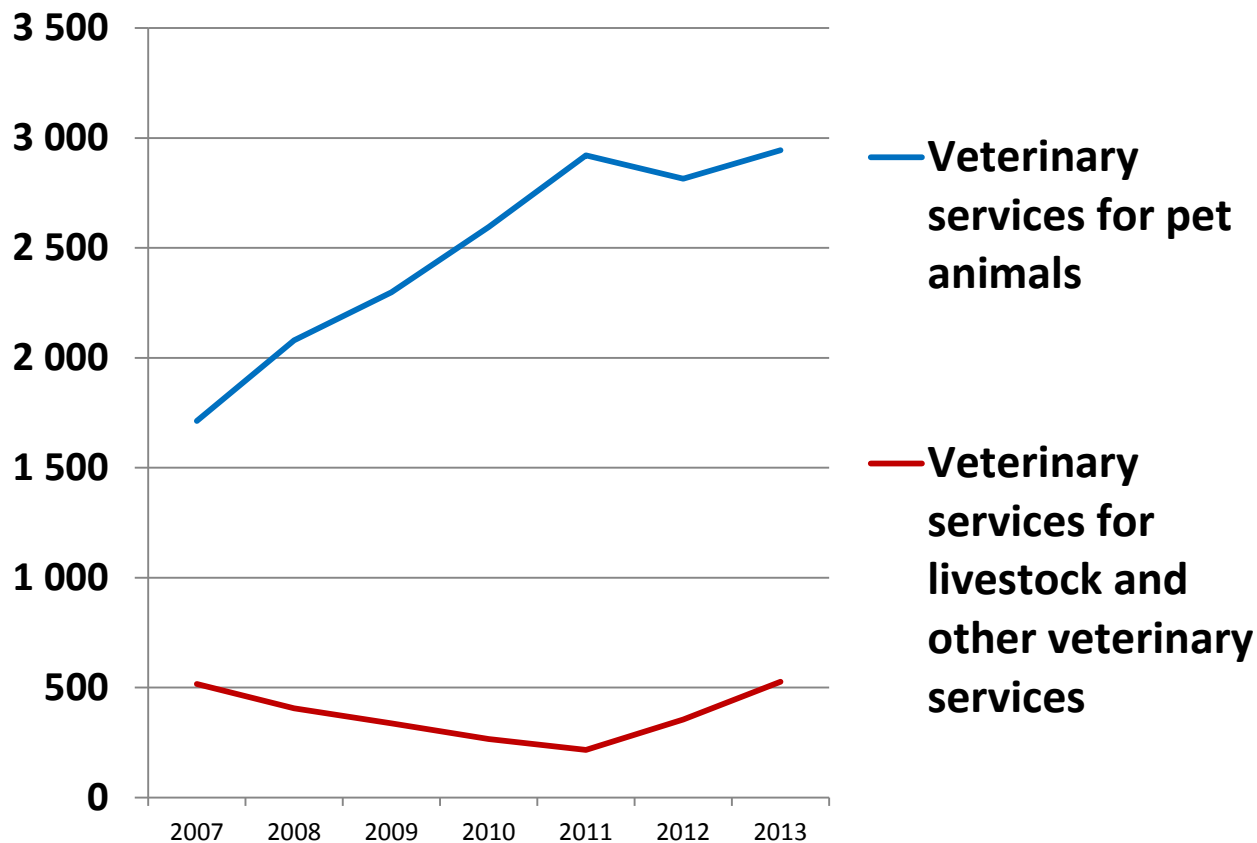
Basic data on veterinary activities 2013 by size class in SBS

Variable	0-9	10-49	More than 50	Total
No. of enterprises	1 210	50	8	1 268
No. of employees (full time equivalents)	1 100	950	1 510	3 560
Net turnover, SEK million	1 540	910	1 460	3 910
Value added, SEK million	755	515	890	2 160

Turnover, employees and value added in veterinary activities 2000-2013 in SBS



Turnover by product in veterinary activities 2007-2013 in SBS



Part 3: Turnover data method



Short-Term Statistics (STS)

- Service production index
- Quarterly and monthly statistics, only turnover
- EU-regulated sample survey
- Results presented as development indices, released t+35 days
- Data in NACE Rev2 2000-

News!

- Admin data used since August 2015





Structural Business Statistics (SBS)

- Annual statistics
- EU-regulated survey
- Based on administrative (tax) data
 - 600 largest enterprises surveyed separately (ten enterprises in NACE 86)
 - Sample 17 000 enterprises for turnover by product (295 enterprises in NACE 86)
- Transmission to NA t+15 months
- Preliminary results transmission to Eurostat t+10 months, definitive t+18 months



SBS

- Turnover by product via additional sample surveys (NA and BR)
- Detailed distribution of e.g. other income as well as cost variables
- πps-Sample : 17 000 enterprises (out of 1 000 000)
- Data collection:
 - Web-based questionnaire
 - Pre-printed values (from admin data)
 - Certain number of turnover variables included (based on industry)
 - Use of drop-down lists for other activities



Thank you for your attention!



Statistiska centralbyrån Statistics Sweden

